

Google Kft.

1023 Budapest, Árpád fejedelem útja 26-28. 📍

Regnumber: 01-09-861726 **Sales revenues:** 1 495 031 000 HUF (2017)

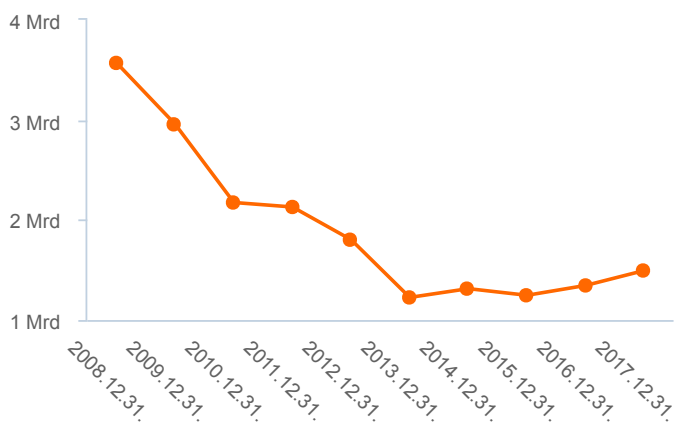
Tax number: 13561677-2-41 **Foundation:** 2005

Employees: 39

Main activity:

8299'08 Other business support service activities n.e.c.

Sales revenues (HUF)



Firm data

Authorized signatories

Name	Address	Mother's maiden name	Title	Type of representation
Paul Terence Manicle	IE 4 Dublin, Gordon House, Barrow Street	Beirne	Director	independent
Bíró Pál	1221 Budapest, Vöröskúti határsor 28.	Zbiskó Terézia	Director	independent

Owners

Name	Address	Mother's maiden name	Title
Google International, LLC	US 19808 Wilmington, Delaware, 251 Little Falls Drive		Owner
Google LLC	US 19808 Wilmington, Delaware, 251 Little Falls Drive		Owner

Auditor

Name	Address
Ernst & Young Könyvvizsgáló Korlátolt Felelősségű Társaság	HU 1132 Budapest, Váci út 20.

Main activity

8299 '08 Other business support service activities n.e.c.

Firm report

2. Firm name

2/1. Google Számítástechnikai Szolgáltató Korlátolt Felelősségű Társaság
2005.10.03. →
✔ Valid:

3. Abbreviated firm name

3/1. Google Kft.
2005.10.03. →
✔ Valid:

4. Firm name(s) in foreign language(s), abbreviated firm name(s) in foreign language(s)

4/1. Google Information Technology Services limited Liability Company, Gooogle Ltd.
2005.10.03. - 2005.10.03.
✘ Valid:

4/2. Google Information Technology Services Limited Liability Company, Google Ltd.
2005.10.03. →
✔ Valid:

5. Firm's seat

5/1. 1126 Budapest, Nagy Jenő u 10. 🌐
2005.10.03. - 2010.12.13.
✘ Valid:

5/2. 1077 Budapest, Wesselényi utca 16/A. 🌐
2010.12.13. - 2014.03.11.
✘ Valid:

5/3. 1055 Budapest, Bajcsy-Zsilinszky út 78. 🌐
2014.03.11. - 2015.06.04.
✘ Valid:

5/4. 1023 Budapest, Árpád fejedelem útja 26-28. 🌐
2015.06.04. →
✔ Valid:

8. Date of the Deed of Foundation

8/1. 2005. July. 19.
2005.10.03. →
✔ Valid:

8/2. 2006. November. 30.
2007.03.01. →
✔ Valid:

8/3. 2007. May. 29.
2007.07.02. →
✔ Valid:

8/4. 2008. June. 19.
2008.07.31. →
✔ Valid:

8/5.	2009. January. 27.
✔ Valid:	2009.02.18. →
8/6.	2009. December. 04.
✔ Valid:	2010.03.30. →
8/7.	2010. February. 19.
✔ Valid:	2010.03.30. →
8/8.	2010. May. 07.
✔ Valid:	2010.05.26. →
8/9.	2010. December. 13.
✔ Valid:	2010.12.27. →
8/10.	2012. December. 21.
✔ Valid:	2013.01.14. →
8/11.	2013. March. 28.
✔ Valid:	2013.06.20. →
8/12.	2014. February. 20.
✔ Valid:	2014.03.25. →
8/13.	2015. January. 26.
✔ Valid:	2015.03.02. →
8/14.	2015. May. 12.
✔ Valid:	2015.07.24. →
8/15.	2015. June. 04.
✔ Valid:	2015.07.24. →
8/16.	2015. November. 02.
✔ Valid:	2015.11.24. →
8/17.	2016. May. 31.
✔ Valid:	2016.07.11. →
8/18.	2017. January. 30.
✔ Valid:	2017.02.21. →
8/19.	2017. October. 25.
✔ Valid:	2017.11.14. →
8/20.	2018. January. 26.
✔ Valid:	2018.02.15. →
8/21.	2018. July. 18.
✔ Valid:	2018.11.06. →

9. Activities of the firm (according to TEAOR/TEAOR98/TEAOR03/TEAOR08)

- 9/1. *6209 '08* Other information technology and computer service activities
Main activity
 2005.10.03. - 2008.06.19.
- ✖ Valid:
- 9/2. *6311 '08* Data processing, hosting and related activities
Main activity
 2008.06.19. - 2009.02.28.
- 9/3. Description: Adatfeldolgozás, web-hozszing szolgáltatás
Main activity
 2009.02.28. - 2013.01.18.
- ✖ Valid:
- 9/4. *8299 '08* Other business support service activities n.e.c.
Main activity
 2013.01.18. →
- ✔ Valid:

11. Assets of the firm

- 11/1.
- | Description | Amount | Currency |
|-------------|------------|----------|
| Cash | 25 000 000 | HUF |
| Total | 25 000 000 | HUF |
- ✖ Valid: 2005.10.03. - 2006.11.30.
- 11/2.
- | Description | Amount | Currency |
|-------------|------------|----------|
| Cash | 25 100 000 | HUF |
| Total | 25 100 000 | HUF |
- ✔ Valid: 2006.11.30. →













12. Signing for the firm













- 12/1. önálló
 ✖ Valid: 2005.10.03. - 2006.07.01.













13. Persons authorized to sign for the firm














- 13/1. Type of representation: independent
- 👤 Private individual: David Carl Drummond (m.n.: Holloway)
- Foreign address: US 95138 San Jose, CA, Bridle Ridge Court 2108. 🌐
- Start of legal relationship: 2005.07.19.
- End of legal relationship: 2008.07.19.
- ✉ Agent of service: Martonyi és Kajtár Baker & McKenzie Ü.I.
- Address: 1062 Budapest, Andrásy út 102. 🌐
- ✖ Valid: 2005.10.03. - 2007.05.29.

13/2.	Type of representation:	independent
	👤 Private individual:	George Reyes (m.n.: Sanchez)
	Foreign address:	US 95030 Monte Sereno, CA, Francesca Court 16145. 🌐
	Start of legal relationship:	2005.07.19.
	End of legal relationship:	2008.07.19.
	✉ Agent of service:	Martonyi és Kajtár Baker & McKenzie Ü.I.
	Address:	1062 Budapest, Andrásy út 102. 🌐
	✖ Valid:	2005.10.03. - 2007.05.29.
13/3.	Type of representation:	independent
	👤 Private individual:	Nikesh Arora (m.n.: Sudha Verma)
	Foreign address:	GB London, Pont Street 49 ., Flat 16. 🌐
	Start of legal relationship:	2005.07.19.
	End of legal relationship:	2008.07.19.
	✉ Agent of service:	Martonyi és Kajtár Baker & McKenzie Ü.I.
	Address:	1062 Budapest, Andrásy út 102. 🌐
	✖ Valid:	2005.10.03. - 2009.12.04.
13/4.	Type of representation:	independent
	👤 Private individual:	John Kent Walker (m.n.: Isabel Ames MacLeod)
	Foreign address:	US 94043 Mountain View, CA, Amphitheatre Parkway 1600. 🌐
	Start of legal relationship:	2007.05.29.
	End of legal relationship:	2010.05.29.
	✉ Agent of service:	Martonyi és Kajtár Baker & McKenzie Ügyvédi Iroda
	Address:	1062 Budapest, Andrásy út 102. 🌐
	✖ Valid:	2007.05.29. - 2009.12.04.
13/5.	Type of representation:	independent
	👤 Private individual:	Lloyd Hartley Martin (m.n.: Beth Manville)
	Foreign address:	US 94043 Mountain View, CA, Amphitheatre Parkway 1600. 🌐
	Start of legal relationship:	2007.05.29.
	End of legal relationship:	2010.05.29.
	✉ Agent of service:	Martonyi és Kajtár Baker & McKenzie Ügyvédi Iroda
	Address:	1062 Budapest, Andrásy út 102. 🌐
	✖ Valid:	2007.05.29. - 2009.12.04.

13/6.	Type of representation:	independent
	 Private individual:	John Thomas Herlihy (m.n.: Marie Patricia Rabbette)
	Foreign address:	IE Dublin 16 Ballinteer, Delbrook Manor 15. 🌐
	Start of legal relationship:	2007.05.29.
	End of legal relationship:	2010.05.29.
	 Agent of service:	Martonyi és Kajtár Baker & McKenzie Ügyvédi Iroda
	Address:	1062 Budapest, Andrásy út 102. 🌐
	 Valid:	2007.05.29. - 2009.12.04.
13/7.	Type of representation:	independent
	 Private individual:	Graham Law (m.n.: Iris Eleanor Menote)
	Foreign address:	IE Dublin 14 Rathfarnham, Rathfarnham Park 4. 🌐
	Start of legal relationship:	2007.05.29.
	End of legal relationship:	2010.05.29.
	 Agent of service:	Martonyi és Kajtár Baker & McKenzie Ügyvédi Iroda
	Address:	1062 Budapest, Andrásy út 102. 🌐
	 Valid:	2007.05.29. - 2009.12.04.
13/8.	Type of representation:	independent
	 Private individual:	John Kent Walker (m.n.: Isabel Ames MacLeod)
	Foreign address:	US 94043 CA, Mountain View, Amphitheatre Parkway 1600. 🌐
	Tax ID number:	8343824210
	Start of legal relationship:	2007.05.29.
	End of legal relationship:	2010.05.29.
	 Agent of service:	Kajtár Takács Hegymegi-Barakonyi Baker & McKenzie Ügyvédi Iroda
	Address:	1062 Budapest, Andrásy ú 102. 🌐
	 Valid:	2009.12.04. - 2010.05.07.
13/9.	Type of representation:	independent
	 Private individual:	Lloyd Hartley Martin (m.n.: Beth Manville)
	Foreign address:	US 94043 CA, Mountain View, Amphitheatre Parkway 1600. 🌐
	Tax ID number:	8346763646
	Start of legal relationship:	2007.05.29.
	End of legal relationship:	2010.05.29.
	 Agent of service:	Kajtár Takács Hegymegi-Barakonyi Baker & McKenzie Ügyvédi Iroda
	Address:	1062 Budapest, Andrásy út 102. 🌐
	 Valid:	2009.12.04. - 2010.05.07.

13/10.	Type of representation:  Private individual: Foreign address: Tax ID number: Start of legal relationship: End of legal relationship:  Agent of service: Address:  Valid:	independent John Thomas Herlihy (m.n.: Marie Patricia Rabbette) IE 16 Ballinteer, Delbrook Manor 15. 🌐 8366894568 2007.05.29. 2010.05.29. Kajtár Takács Hegymegi-Barakonyi Baker & McKenzie Ügyvédi Iroda 1062 Budapest, Andrásy út 102. 🌐 2009.12.04. - 2009.12.04.
13/11.	Type of representation:  Private individual: Foreign address: Tax ID number: Start of legal relationship: End of legal relationship:  Agent of service: Address:  Valid:	independent Graham Law (m.n.: Iris Eleanor Menote) IE 14 Rathfarnham, Rathfarnham Park 4. 🌐 8341764601 2007.05.29. 2010.05.29. Kajtár Takács Hegymegi-Barakonyi Baker & McKenzie Ügyvédi Iroda 1062 Budapest, Andrásy út 102. 🌐 2009.12.04. - 2009.12.04.
13/12.	Type of representation:  Private individual: Foreign address: Tax ID number: Start of legal relationship: End of legal relationship:  Agent of service: Address:  Valid:	independent John Thomas Herlihy (m.n.: Marie Patricia Rabbette) IE Dublin 16 Ballinteer, Delbrook Manor 15. 🌐 8366894568 2007.05.29. 2010.05.29. Kajtár Takács Hegymegi-Barakonyi Baker & McKenzie Ügyvédi Iroda 1062 Budapest, Andrásy út 102. 🌐 2009.12.04. - 2010.05.07.
13/13.	Type of representation:  Private individual: Foreign address: Tax ID number: Start of legal relationship: End of legal relationship:  Agent of service: Address:  Valid:	independent Graham Law (m.n.: Iris Eleanor Menote) IE Dublin 14 Rathfarnham, Rathfarnham Park 4. 🌐 8341764601 2007.05.29. 2010.05.29. Kajtár Takács Hegymegi-Barakonyi Baker & McKenzie Ügyvédi Iroda 1062 Budapest, Andrásy út 102. 🌐 2009.12.04. - 2010.05.07.

13/14.	Type of representation:	independent
	 Private individual:	John Kent Walker (m.n.: Isabel Ames MacLeod)
	Foreign address:	US 94043 CA, Mountain View, Amphitheatre Parkway 1600. 🌐
	Tax ID number:	8343824210
	Start of legal relationship:	2010.05.07.
	 Agent of service:	Kajtár Takács Hegymegi-Barakonyi Baker & McKenzie Ügyvédi Iroda
	Address:	1062 Budapest, Andrásy út 102. 🌐
	 Valid:	2010.05.07. - 2012.12.13.
13/15.	Type of representation:	independent
	 Private individual:	Lloyd Hartley Martin (m.n.: Beth Manville)
	Foreign address:	US 94043 CA, Mountain View, Amphitheatre Parkway 1600. 🌐
	Tax ID number:	8346763646
	Start of legal relationship:	2010.05.07.
	 Agent of service:	Kajtár Takács Hegymegi-Barakonyi Baker & McKenzie Ügyvédi Iroda
	Address:	1062 Budapest, Andrásy út 102. 🌐
	 Valid:	2010.05.07. - 2012.12.13.
13/16.	Type of representation:	independent
	 Private individual:	John Thomas Herlihy (m.n.: Marie Patricia Rabbette)
	Foreign address:	IE 16 Ballinteer, Delbrook Manor 15. 🌐
	Tax ID number:	8366894568
	Start of legal relationship:	2010.05.07.
	 Agent of service:	Kajtár Takács Hegymegi-Barakonyi Baker & McKenzie Ügyvédi Iroda
	Address:	1062 Budapest, Andrásy út 102. 🌐
	 Valid:	2010.05.07. - 2012.12.13.
13/17.	Type of representation:	independent
	 Private individual:	Graham Law (m.n.: Iris Eleanor Menote)
	Foreign address:	IE 14 Rathfarnham, Rathfarnham Park 4. 🌐
	Tax ID number:	83411764601
	Start of legal relationship:	2010.05.07.
	 Agent of service:	Kajtár Takács Hegymegi-Barakonyi Baker & McKenzie Ügyvédi Iroda
	Address:	1062 Budapest, Andrásy út 102. 🌐
	 Valid:	2010.05.07. - 2010.05.07.
















13/18.	Type of representation:	independent
	 Private individual:	Graham Law (m.n.: Iris Eleanor Menote)
	Foreign address:	IE 14 Rathfarnham, Rathfarnham Park 4. 🌐
	Tax ID number:	8341764601
	Start of legal relationship:	2010.05.07.
	 Agent of service:	Kajtár Takács Hegymegi-Barakonyi Baker & McKenzie Ügyvédi Iroda
	Address:	1062 Budapest, Andrásy út 102. 🌐
	 Valid:	2010.05.07. - 2012.12.13.
13/19.	Type of representation:	independent
	 Private individual:	Heal Edina (m.n.: Kádár Rozália) ↩
	Address:	1026 Budapest, Pázsit utca 4. 🌐
	Tax ID number:	8368753600
	Start of legal relationship:	2011.06.16.
	 Valid:	2011.06.16. - 2012.12.13.
13/20.	Type of representation:	independent
	 Private individual:	Graham Law (m.n.: Iris Eleanor Menote)
	Date of birth:	1960.07.28.
	Foreign address:	IE 14 Rathfarnham, Dublin, Rathfarnham Park 4. 🌐
	Tax ID number:	8341764601
	Start of legal relationship:	2010.05.07.
	 Agent of service:	Kajtár Takács Hegymegi-Barakonyi Baker & McKenzie Ügyvédi Iroda
	Address:	1062 Budapest, Andrásy út 102. 🌐
	 Valid:	2012.12.13. - 2015.11.02.
13/21.	Type of representation:	independent
	 Private individual:	Donald Stewart Harrison (m.n.: Beverly Stoddard)
	Date of birth:	1972.03.02.
	Foreign address:	CA 94024 Los Altos, USA, Manor Way 966. 🌐
	Tax number:	615196295
	Start of legal relationship:	2012.12.11.
	 Agent of service:	Réti, Antall és Társai Ügyvédi Iroda
	Address:	1077 Budapest, Wesselény utca 16/A. 🌐
	 Valid:	2012.12.13. - 2014.03.11.
13/22.	Type of representation:	independent
	 Private individual:	Heal Edina (m.n.: Kádár Rozália) ↩
	Date of birth:	1967.12.18.
	Address:	1026 Budapest, Pázsit utca 4. 🌐
	Tax ID number:	8368753600
	Start of legal relationship:	2011.06.16.
	 Valid:	2012.12.13. - 2015.11.02.
















- 13/23. Type of representation: independent
Private individual: Donald Stewart Harrison (m.n.: Beverly Stoddard)
Date of birth: 1972.03.02.
Foreign address: CA 94024 Los Altos, USA, Manor Way 966. 🌐
Tax number: 615196295
Start of legal relationship: 2012.12.11.
Agent of service: Réti, Antall és Társai Ügyvédi Iroda
Address: 1055 Budapest, Bajcsy-Zsilinszky út 78. 🌐
Valid: ❌ 2014.03.11. - 2015.01.26.
- 13/24. Type of representation: independent
Private individual: Paul Terence Manicle (m.n.: Beirne)
Date of birth: 1975.10.03.
Foreign address: IE 4 Dublin, Gordon House, Barrow Street 🌐
Tax ID number: 8397215875
Start of legal relationship: 2015.11.02.
Agent of service: Kajtár Takács Hegymegi-Barakonyi Baker & McKenzie
Ügyvédi Iroda
Address: 1051 Budapest, Dorottya utca 6. 🌐
Valid: ❌ 2015.11.02. - 2017.01.01.
- 13/25. Type of representation: independent
Private individual: Heal Edina (m.n.: Kádár Rozália) ⚡
Date of birth: 1967.12.18.
Address: 1021 Budapest, Széher út 90. 🌐
Tax ID number: 8368753600
Start of legal relationship: 2011.06.16.
Valid: ❌ 2015.11.02. - 2018.02.04.
- 13/26. Type of representation: independent
Private individual: Paul Terence Manicle (m.n.: Beirne)
Date of birth: 1975.10.03.
Foreign address: IE 4 Dublin, Gordon House, Barrow Street 🌐
Tax ID number: 8397215875
Start of legal relationship: 2015.11.02.
Agent of service: Hegymegi-Barakonyi és Társa Baker & McKenzie
Ügyvédi Iroda
Address: 1051 Budapest, Dorottya utca 6. 🌐
Valid: ✅ 2017.01.01. →

13/27.	Type of representation:	independent
	👤 Private individual:	Bíró Pál (m.n.: Zbiskó Terézia) ↩
	Date of birth:	1975.06.01.
	Address:	1221 Budapest, Vöröskúti határsor 28. 🌐
	Tax ID number:	8395974167
	Start of legal relationship:	2018.02.04.
	❌ Valid:	2018.02.04. - 2018.01.31.
13/28.	Type of representation:	independent
	👤 Private individual:	Bíró Pál (m.n.: Zbiskó Terézia) ↩
	Date of birth:	1975.06.01.
	Address:	1221 Budapest, Vöröskúti határsor 28. 🌐
	Tax ID number:	8395974167
	Start of legal relationship:	2018.01.31.
	✅ Valid:	2018.01.31. →

14. Auditors' details

14/1.	🏢 Non private individual:	[01-09-269361] BDO Kontroll Könyvvizsgáló és Adótanácsadó Kft.
	Address:	HU 1056 Budapest, Váci u 81. 🌐
	👤 Entitled to represent the entity:	Janda Szilvia (m.n.: Baki Ágnes)
	Address:	2016 Leányfalu, Hunyadi J. u 31. 🌐
	Start of legal relationship:	2005.07.19.
	End of legal relationship:	2006.07.19.
	❌ Valid:	2005.10.03. - 2007.03.01.
14/2.	🏢 Non private individual:	[01-09-269361] BDO Kontroll Könyvvizsgáló és Adótanácsadó Kft.
	Address:	HU 1126 Budapest, Nagy Jenő utca 10. 🌐
	👤 Entitled to represent the entity:	Janda Szilvia (m.n.: Baki Ágnes)
	Address:	2016 Leányfalu, Hunyadi J. u 31. 🌐
	Start of legal relationship:	2006.11.30.
	End of legal relationship:	2007.07.19.
	❌ Valid:	2007.03.01. - 2009.01.27.
14/3.	🏢 Non private individual:	[01-09-267553] Ernst & Young Könyvvizsgáló Korlátolt Felelősségű Társaság
	Address:	HU 1132 Budapest, Váci út 20. 🌐
	👤 Entitled to represent the entity:	Virágh Gabriella (m.n.: Kiss Erzsébet)
	Address:	1032 Budapest, Kiscelli u 74. 🌐
	Start of legal relationship:	2009.01.27.
	End of legal relationship:	2010.01.27.
	❌ Valid:	2009.01.27. - 2010.02.19.

14/4.	 Non private individual: Address:  Entitled to represent the entity: Address: Start of legal relationship: End of legal relationship:  Valid:	[01-09-267553] Ernst & Young Könyvvizsgáló Korlátolt Felelősségű Társaság HU 1132 Budapest, Váci út 20. 🌐 Virágh Gabriella (m.n.: Kiss Erzsébet) 1032 Budapest, Kiscelli u 74. 🌐 2010.02.19. 2011.02.18. 2010.02.19. - 2011.05.16.
14/5.	 Non private individual: Address:  Entitled to represent the entity: Address: Start of legal relationship: End of legal relationship:  Valid:	[01-09-267553] Ernst & Young Könyvvizsgáló Kft. HU 1132 Budapest, Váci út 20. 🌐 Virágh Gabriella (m.n.: Kiss Erzsébet) 1032 Budapest, Kiscelli u 74. 🌐 2011.05.16. 2011.05.31. 2011.05.16. - 2011.10.10.
14/6.	 Non private individual: Address:  Entitled to represent the entity: Address: Start of legal relationship: End of legal relationship:  Valid:	[01-09-267553] Ernst & Young Könyvvizsgáló Korlátolt Felelősségű Társaság HU 1132 Budapest, Váci út 20. 🌐 Virágh Gabriella (m.n.: Kiss Erzsébet) 1032 Budapest, Kiscelli utca 74. 🌐 2011.10.10. 2012.05.31. 2011.10.10. - 2013.02.28.
14/7.	 Non private individual: Address:  Entitled to represent the entity: Address: Start of legal relationship: End of legal relationship:  Valid:	[01-09-267553] Ernst & Young Könyvvizsgáló Korlátolt Felelősségű Társaság HU 1132 Budapest, Váci út 20. 🌐 Virágh Gabriella (m.n.: Kiss Erzsébet) 1032 Budapest, Kiscelli utca 74. 🌐 2013.02.28. 2013.05.31. 2013.02.28. - 2013.05.29.
14/8.	 Non private individual: Address:  Entitled to represent the entity: Address: Start of legal relationship: End of legal relationship:  Valid:	[01-09-267553] Ernst & Young Könyvvizsgáló Korlátolt Felelősségű Társaság HU 1132 Budapest, Váci út 20. 🌐 Virágh Gabriella (m.n.: Kiss Erzsébet) 1032 Budapest, Kiscelli utca 74. 🌐 2013.05.29. 2014.05.31. 2013.05.29. - 2015.01.26.

14/10.	 Non private individual: Address:  Entitled to represent the entity: Address: Start of legal relationship: End of legal relationship:  Valid:	[01-09-267553] Ernst & Young Könyvvizsgáló Korlátolt Felelősségű Társaság HU 1132 Budapest, Váci út 20. 🌐 Virágh Gabriella (m.n.: Kiss Erzsébet) 1032 Budapest, Kiscelli utca 74. 🌐 2015.01.26. 2015.05.31. 2015.01.26. - 2015.05.12.
14/11.	 Non private individual: Address:  Entitled to represent the entity: Address: Start of legal relationship: End of legal relationship:  Valid:	[01-09-267553] Ernst & Young Könyvvizsgáló Korlátolt Felelősségű Társaság HU 1132 Budapest, Váci út 20. 🌐 Virágh Gabriella (m.n.: Kiss Erzsébet) 1032 Budapest, Kiscelli utca 74. 🌐 2015.05.12. 2016.05.31. 2015.05.12. - 2016.05.31.
14/12.	 Non private individual: Address:  Entitled to represent the entity: Address: Start of legal relationship: End of legal relationship:  Valid:	[01-09-267553] Ernst & Young Könyvvizsgáló Korlátolt Felelősségű Társaság HU 1132 Budapest, Váci út 20. 🌐 Virágh Gabriella (m.n.: Kiss Erzsébet) 1032 Budapest, Kiscelli utca 74. 🌐 2016.05.31. 2018.05.31. 2016.05.31. - 2016.12.16.
14/13.	 Non private individual: Address:  Entitled to represent the entity: Address: Start of legal relationship: End of legal relationship:  Valid:	[01-09-267553] Ernst & Young Könyvvizsgáló Korlátolt Felelősségű Társaság HU 1132 Budapest, Váci út 20. 🌐 Lelkes Tamás (m.n.: Csató Erzsébet) 1161 Budapest, Baross utca 152/B. 🌐 2016.05.31. 2018.05.31. 2016.12.16. - 2018.07.18.
14/14.	 Non private individual: Address:  Entitled to represent the entity: Address: Start of legal relationship: End of legal relationship:  Valid:	[01-09-267553] Ernst & Young Könyvvizsgáló Korlátolt Felelősségű Társaság HU 1132 Budapest, Váci út 20. 🌐 Lelkes Tamás (m.n.: Csató Erzsébet) 1161 Budapest, Baross utca 152/B. 🌐 2018.07.18. 2020.05.31. 2018.07.18. →

17. Country code

17/1. US
2005.10.03. - 2006.07.01.
✘ Valid:

20. KSH (Central Statistical Office) number

20/1. 13561677-7260-113-01
2005.10.03. - 2008.01.01.
✘ Valid:

20/2. 13561677-6209-113-01
2008.01.01. - 2008.08.04.
✘ Valid:

20/3. 13561677-6311-113-01
2008.08.04. →
✔ Valid:

21. Tax number

21/1. 13561677-2-43
Community VAT number: HU13561677
Date opened: 2005.08.23.
✘ Valid: 2005.10.03. - 2010.12.27.

21/2. 13561677-2-42
Community VAT number: HU13561677
Date opened: 2005.08.23.
✘ Valid: 2010.12.27. - 2005.08.23.

21/3. 13561677-2-42
Community VAT number: HU13561677
Status: érvényes adószám
✘ Valid: 2005.08.23. - 2010.12.13.

21/4. 13561677-2-42
Community VAT number: HU13561677
Status: érvényes adószám
Start of status: 2005.08.23.
✘ Valid: 2010.12.13. - 2014.03.26.


21/5. 13561677-2-41
Community VAT number: HU13561677
Status: érvényes adószám
Start of status: 2005.08.23.
✔ Valid: 2014.03.26. →

32. Full bank account number

32/1.	10800007-46543006-00000000 Citibank Europe Plc. Mo-i Fióktelepe 1051 Budapest, Szabadság tér 7. Bank account opened on: 2005.08.09. ✔ Valid: 2005.11.15. →
32/2.	10800007-56543014-00000000 Citibank Europe Plc. Mo-i Fióktelepe 1051 Budapest, Szabadság tér 7. Bank account opened on: 2008.05.27. ✔ Valid: 2008.05.30. →
32/3.	10800007-66543022-00000000 Citibank Europe Plc. Mo-i Fióktelepe 1051 Budapest, Szabadság tér 7. Bank account opened on: 2019.01.15. ✔ Valid: 2019.01.16. →

33. Execution

33/1.	Date of ordering the execution proceedings: 2015.04.23. Date of termination of the execution: 2016.11.02. Case number of the execution: 0100-32.Vh.400.878/2014/7 ID no. of the court ordering the execution proceedings: 100 Name of the court ordering the execution proceedings: Fővárosi Törvényszék Name of the officer performing the execution: Fővárosi Törvényszék Date of the notice of starting the execution: 2015.04.23. Date of the notice of terminating the execution: 2016.11.02. ✘ Valid: 2015.04.23. - 2016.11.02.
33/2.	Date of ordering the execution proceedings: 2015.04.23. Date of termination of the execution: 2016.12.13. Case number of the execution: 0100-32.Vh.400.887/2014/7. ID no. of the court ordering the execution proceedings: 100 Name of the court ordering the execution proceedings: Fővárosi Törvényszék Name of the officer performing the execution: Fővárosi Törvényszék Date of the notice of starting the execution: 2015.04.23. Date of the notice of terminating the execution: 2016.12.13. ✘ Valid: 2015.04.23. - 2016.12.13.

33/3. Date of ordering the execution proceedings: 2015.04.23.
Date of termination of the execution: 2016.07.20.
Case number of the execution: 0100-32.Vh.400.879/2014/7.
ID no. of the court ordering the execution proceedings: 100
Name of the court ordering the execution proceedings: Fővárosi Törvényszék
Name of the officer performing the execution: Fővárosi Törvényszék
Date of the notice of starting the execution: 2015.04.23.
Date of the notice of terminating the execution: 2016.07.20.
 Valid: 2015.04.23. - 2016.07.20.

45. Electronic contact details of the firm

45/2. E-mail: googlekft@google.com
 Valid: 2015.01.26. →

49. Company registration number

49/1. 01-09-861726
 Valid: 2017.04.30. →

50. Place of central administration of the firm

50/1. HU 1072 Budapest, EMKE Building, Rákóczi út 42. 🌐
 Valid: 2008.06.19. - 2010.12.13.


























50/2. HU 1023 Budapest, Árpád Fejedelem útja 26-28. 🌐
 Valid: 2010.12.13. - 2015.06.04.





59. The official contact of the company





















59/1. 13561677#cegkapu
 Valid: 2018.12.23. →

1. Details of the members of the limited liability company

1/1.  Private individual: Google International, LLC
Address: US 19901 Dover, Delaware, Old Rudnick Lane 30. 🌐
 Agent of service: Martonyi és Kajtár Baker & McKenzie Ü.I.
Address: 1062 Budapest, Andrásy út 102. 🌐
Rate of control: közvetlen
 Valid: 2005.10.03. - 2007.03.01.

- 1/2.  Private individual: Google, Inc.
Address: US 19801 Wilmington, Delaware, Orange Street 1209. 
-  Agent of service: Martonyi és Kajtár Baker & McKenzie Ü.I.
Address: 1062 Budapest, Andrásy út 102. 
-  Valid: 2005.10.03. - 2007.03.01.
- 1/3.  Private individual: Google International, LLC
Address: US 19901 Dover, Delaware, Old Rudnick Lane 30. 
- Start of legal relationship: 2005.07.19.
-  Agent of service: Martonyi és Kajtár Baker & McKenzie Ü.I.
Address: 1062 Budapest, Andrásy út 102. 
- The amount of voting rights provide qualified majority control
-  Valid: 2007.03.01. - 2009.12.04.
- 1/4.  Private individual: Google, Inc.
Address: US 19801 Wilmington, Delaware, Orange Street 1209. 
- Start of legal relationship: 2005.07.19.
-  Agent of service: Martonyi és Kajtár Baker & McKenzie Ü.I.
Address: 1062 Budapest, Andrásy út 102. 
-  Valid: 2007.03.01. - 2009.12.04.
- 1/5.  Private individual: Google International, LLC
Address: US 19808 Wilmington, Delaware, Suite 400, Centerville Road 2711. 
- Registration number: 3525923
Start of legal relationship: 2005.07.19.
-  Agent of service: Kajtár Takács Hegymegi-Barakonyi Baker & McKenzie Ügyvédi Iroda
Address: 1062 Budapest, Andrásy út 102. 
- The amount of voting rights provide qualified majority control
-  Valid: 2009.12.04. - 2012.12.13.
- 1/6.  Private individual: Google, Inc.
Address: US 19801 Wilmington, Delaware, Orange Street 1209. 
- Registration number: 3582691
Start of legal relationship: 2005.07.19.
-  Agent of service: Kajtár Takács Hegymegi-Barakonyi Baker & McKenzie Ügyvédi Iroda
Address: 1062 Budapest, Andrásy út 102. 
-  Valid: 2009.12.04. - 2012.12.13.

- 1/7.  Private individual: Google International, LLC
Address: US 19808 Wilmington, Delaware, Suita 400, Centerville Road 2711. ép. 🌐
Registration number: 35255923
Start of legal relationship: 2005.07.19.
✉ Agent of service: Kajtár Takács Hegymegi-Barakonyi Baker & McKenzie Ügyvédi Iroda
Address: 1062 Budapest, Andrásy út 102. 🌐
The amount of voting rights provide qualified majority control
✖ Valid: 2012.12.13. - 2015.06.04.
- 1/8.  Private individual: Google, Inc.
Address: US 19801 Wilmington, Delaware, Orange Street 1209. ép. 🌐
Registration number: 3582691
Start of legal relationship: 2005.07.19.
✉ Agent of service: Kajtár Takács Hegymegi-Barakonyi Baker & McKenzie Ügyvédi Iroda
Address: 1062 Budapest, Andrásy út 102. 🌐
✖ Valid: 2012.12.13. - 2015.06.04.
- 1/9.  Non private individual: Google International, LLC
Address: US 19808 Wilmington, Delaware, Suite 400, Centerville Road 2711. 🌐
Registration number: 35255923
Start of legal relationship: 2005.07.19.
✉ Agent of service: Kajtár Takács Hegymegi-Barakonyi Baker & McKenzie Ügyvédi Iroda
Address: 1051 Budapest, Dorottya utca 6. 🌐
The amount of voting rights provide qualified majority control
✖ Valid: 2015.06.04. - 2017.01.01.
- 1/10.  Non private individual: Google, Inc.
Address: US 19808 Wilmington, Delaware, Suite 400, Centerville Road 2711. 🌐
Registration number: 3582691
Start of legal relationship: 2005.07.19.
✉ Agent of service: Kajtár Takács Hegymegi-Barakonyi Baker & McKenzie Ügyvédi Iroda
Address: 1051 Budapest, Dorottya utca 6. 🌐
✖ Valid: 2015.06.04. - 2017.01.01.

- 1/11.  Non private individual: Google International, LLC
Address: US 19808 Wilmington, Delaware, Suite 400, Centerville Road 2711. 
Registration number: 35255923
Start of legal relationship: 2005.07.19.
 Agent of service: Hegymegi-Barakonyi és Társa Baker & McKenzie
Ügyvédi Iroda
Address: 1051 Budapest, Dorottya utca 6. 
The amount of voting rights provide qualified majority control
 Valid: 2017.01.01. - 2017.06.19.
- 1/12.  Non private individual: Google, Inc.
Address: US 19808 Wilmington, Delaware, Suite 400, Centerville Road 2711. 
Registration number: 3582691
Start of legal relationship: 2005.07.19.
 Agent of service: Hegymegi-Barakonyi és Társa Baker & McKenzie
Ügyvédi Iroda
Address: 1051 Budapest, Dorottya utca 6. 
 Valid: 2017.01.01. - 2017.09.30.
- 1/13.  Non private individual: Google International, LLC
Address: US 19808 Wilmington, Delaware, 251 Little Falls Drive 
Registration number: 35255923
Start of legal relationship: 2005.07.19.
 Agent of service: Hegymegi-Barakonyi és Társa Baker & McKenzie
Ügyvédi Iroda
Address: 1051 Budapest, Dorottya utca 6. 
 Valid: 2017.06.19. →
- 1/14.  Non private individual: Google LLC
Address: US 19808 Wilmington, Delaware, 251 Little Falls Drive 
Registration number: 3582691
Start of legal relationship: 2005.07.19.
 Agent of service: Hegymegi-Barakonyi és Társa Baker & McKenzie
Ügyvédi Iroda
Address: 1051 Budapest, Dorottya utca 6. 
 Valid: 2017.09.30. →

Economic data

	2017 2017.01.01. - 2017.12.31.	2016 2016.01.01. - 2016.12.31.	2015 2015.01.01. - 2015.12.31.	2014 2014.01.01. - 2014.12.31.
Profit and loss account				
Net sales revenues	1 495 031 000 HUF	1 345 883 000 HUF	1 247 442 000 HUF	1 313 822 000 HUF
Profit or loss on operation	85 654 000 HUF	109 483 000 HUF	62 970 000 HUF	94 551 000 HUF
Pre-tax profit	81 413 000 HUF	111 877 000 HUF	119 829 000 HUF	192 695 000 HUF
After-tax profit	71 790 000 HUF	101 306 000 HUF	107 262 000 HUF	173 139 000 HUF
Balance sheet				
Fixed Assets	353 755 000 HUF	306 389 000 HUF	502 458 000 HUF	527 569 000 HUF
Current assets	7 387 120 000 HUF	7 393 298 000 HUF	7 338 607 000 HUF	6 908 859 000 HUF
Accounts receivable	161 096 000 HUF	75 470 000 HUF	81 351 000 HUF	72 708 000 HUF
Cash	7 226 024 000 HUF	7 317 828 000 HUF	7 257 256 000 HUF	6 836 151 000 HUF
Total assets	7 751 386 000 HUF	7 707 125 000 HUF	7 844 327 000 HUF	7 446 348 000 HUF
Equity capital	7 189 544 000 HUF	7 117 754 000 HUF	7 016 449 000 HUF	6 909 187 000 HUF
Subscribed capital	25 100 000 HUF	25 100 000 HUF	25 100 000 HUF	25 100 000 HUF
Provisions	0 HUF	0 HUF	3 844 000 HUF	0 HUF
Liabilities	406 601 000 HUF	517 502 000 HUF	696 165 000 HUF	423 352 000 HUF
Long-term liabilities	0 HUF	0 HUF	0 HUF	0 HUF
Short-term liabilities	406 601 000 HUF	517 502 000 HUF	696 165 000 HUF	423 352 000 HUF
Források összesen	7 751 386 000 HUF	7 707 125 000 HUF	7 844 327 000 HUF	7 446 348 000 HUF

Financial reports

Éves beszámoló Mérleg "A" változat

Type: Éves
Type: Általános üzleti évet záró
Currency: HUF
Period: 2017.01.01. - 2017.12.31.

Line	Description of the item	Previous year	Current year	Change
1.	Fixed assets	306 389 000	353 755 000	15%
2.	Intangible assets	0	0	
3.	The capitalized value of foundation and restructuring	0	0	
4.	Capitalized value of experimental development	0	0	
5.	Property rights	0	0	
6.	Patents and trademarks	0	0	
7.	Business or company value	0	0	
8.	Advances for intangible assets	0	0	
9.	Value adjustment of intangible assets	0	0	
10.	Tangible assets	306 389 000	353 755 000	15%
11.	Real estate and related property rights	14 325 000	31 566 000	120%
12.	Technical equipment, machinery and vehicles	241 738 000	286 008 000	18%
13.	Other equipment fixtures and fittings vehicles	50 101 000	30 079 000	-40%
14.	Breeding stock	0	0	
15.	Investments and renovations	225 000	6 102 000	2 612%
16.	Advances for investments	0	0	
17.	Adjusted value of tangible assets	0	0	
18.	Invested financial assets	0	0	
19.	Long-term share in affiliated enterprise	0	0	
20.	Long-term loans in affiliated enterprise	0	0	
21.	Long-term significant participating ownership interest	0	0	
22.	Long-term loans in enterprises with significant participating ownership interest	0	0	
23.	Other long-term shares	0	0	
24.	Long-term loan in other enterprise with participating interest	0	0	
25.	Other long-term loans	0	0	
26.	Long-term debt securities	0	0	
27.	Adjusted value of invested financial assets	0	0	
28.	Valuation difference on invested financial assets	0	0	
29.	Current assets	7 393 298 000	7 387 120 000	0%
30.	Inventories	0	0	
31.	Materials	0	0	
32.	Unfinished production and semifinished products	0	0	
33.	Animals for breeding and fattening and other livestock	0	0	
34.	Finished products	0	0	
35.	Goods	0	0	
36.	Advances for inventories	0	0	
37.	Receivables	75 470 000	161 096 000	113%
38.	Receivables from freight transport and services	0	0	

39.	Receivables from affiliated companies	0	0	
40.	Receivables against enterprises with significant participating ownership interest	0	0	
41.	Receivables from other enterprises with participating interest	0	0	
42.	Bill of exchange receivables	0	0	
43.	Other receivables	75 470 000	161 096 000	113%
44.	Valuation difference of receivables	0	0	
45.	Positive valuation difference of derivative transactions	0	0	
46.	Securities	0	0	
47.	Share in affiliated companies	0	0	
48.	Significant share of ownership	0	0	
49.	Other shares	0	0	
50.	Own shares and own business shares	0	0	
51.	Securities with commercialisation purpose with credit relationship	0	0	
52.	Valuation difference of securities	0	0	
53.	Financial assets	7 317 828 000	7 226 024 000	-1%
54.	Cash and checks	0	0	
55.	Bank deposits	7 317 828 000	7 226 024 000	-1%
56.	Accrued and deferred assets	7 438 000	10 511 000	41%
57.	Accrued and deferred assets	0	0	
58.	Accrued and deferred assets of costs and expenses	7 438 000	10 511 000	41%
59.	Deferred expenses	0	0	
60.	Total assets	7 707 125 000	7 751 386 000	1%
61.	Shareholders' equity	7 117 754 000	7 189 544 000	1%
62.	Registered capital	25 100 000	25 100 000	0%
63.	From this: repurchased owner's sharing at nominal value	0	0	
64.	Registered but not paid capital	0	0	
65.	Capital reserve	4 999 900 000	4 999 900 000	0%
66.	Accumulated profit reserve	1 991 448 000	2 092 754 000	5%
67.	Allocated reserves	0	0	
68.	Valuation reserve	0	0	
69.	Valuation reserve of value adjustments	0	0	
70.	Valuation reserve of real valuation	0	0	
71.	After-tax profit	101 306 000	71 790 000	-29%
72.	Provisions	0	0	
73.	Provision for expected liabilities	0	0	
74.	Provision for future expenses	0	0	
75.	Other provisions	0	0	
76.	Liabilities	517 502 000	406 601 000	-21%
77.	Subordinated liabilities	0	0	
78.	Subordinated liabilities towards affiliated company	0	0	
79.	Subordinated liabilities to enterprises with significant participating ownership interest	0	0	
80.	Subordinated liabilities to enterprises with participating interest	0	0	

81.	Subordinated liabilities to other economic entities	0	0	
82.	Long-term liabilities	0	0	
83.	Long-term loans	0	0	
84.	Convertible bonds	0	0	
85.	Debts from the issue of bonds	0	0	
86.	Investment and development loans	0	0	
87.	Other longterm loans	0	0	
88.	Long-term liabilities against affiliated enterprises	0	0	
89.	Long-term liabilities against enterprises with significant participating ownership interest	0	0	
90.	Long-term liabilities against other enterprises with participating interest	0	0	
91.	Other longterm liabilities	0	0	
92.	Short-term liabilities	517 502 000	406 601 000	-21%
93.	Short-term loans	0	0	
94.	From this: convertible bonds	0	0	
95.	Short-term loans	0	0	
96.	Advances received from customers	0	0	
97.	Liabilities from freight transport and services	112 184 000	89 025 000	-21%
98.	Bill of exchange debts	0	0	
99.	Short-term liabilities against affiliated companies	404 514 000	315 745 000	-22%
100.	Short-term liabilities against other enterprises with participating interest	0	0	
101.	Short-term liabilities against other enterprises with participating interest	0	0	
102.	Other short-term liabilities	804 000	1 831 000	128%
103.	Valuation difference of liabilities	0	0	
104.	Negative valuation difference of derivative transactions	0	0	
105.	Accrued and deferred liabilities	71 869 000	155 241 000	116%
106.	Accrued and deferred liabilities	0	0	
107.	Accrued and deferred liabilities of costs and expenses	71 869 000	155 241 000	116%
108.	Deferred revenues	0	0	
109.	Total liabilities	7 707 125 000	7 751 386 000	1%

Éves beszámoló Összköltség eljárással készített Eredménykimutatás

Type: Éves
Type: Általános üzleti évet záró
Currency: HUF
Period: 2017.01.01. - 2017.12.31.

Line	Description of the item	Previous year	Current year	Change
1.	Net revenue of domestic sales	0	0	
2.	Net revenue of export sales	1 345 883 000	1 495 031 000	11%
3.	Net revenue of domestic sales	1 345 883 000	1 495 031 000	11%
4.	Changes in inventories of own	0	0	
5.	Activated value of self-produced assets	0	0	
6.	work performed by the enterprise and capitalised	0	0	
7.	Other revenues	52 924 000	11 660 000	-78%
8.	From this: reversal of impairment	0	0	
9.	Material costs	36 335 000	43 928 000	21%
10.	The value of services used	330 692 000	459 844 000	39%
11.	Value of other services	4 967 000	4 799 000	-3%
12.	Purchase value of goods sold	0	0	
13.	The value of services sold and mediated	0	0	
14.	Material expenses	371 994 000	508 571 000	37%
15.	Wage cost	315 516 000	353 095 000	12%
16.	Other personal-related payments	96 870 000	175 394 000	81%
17.	Payroll contributions	114 200 000	121 446 000	6%
18.	Personal-related expenses	526 586 000	649 935 000	23%
19.	Depreciation charge	346 827 000	197 620 000	-43%
20.	Other expenses	43 917 000	64 911 000	48%
21.	From this: impairment	0	0	
22.	Income from operations	109 483 000	85 654 000	-22%
23.	Received dividend and share	0	0	
24.	From this: received from affiliated company	0	0	
25.	Revenues and foreign exchange gains from shareholdings	0	0	
26.	From this: received from affiliated company	0	0	
27.	Revenues and foreign exchange gains from invested financial assets, securities and loans	0	0	
28.	From this: received from affiliated companies	0	0	
29.	Other received interests and interest-type revenues	13 760 000	0	-100%
30.	From this: received from affiliated company	0	0	
31.	Other revenues from financial operations	2 130 000	3 841 000	80%
32.	From this: valuation difference	0	0	
33.	Revenues from financial operations	15 890 000	3 841 000	-76%
34.	Expenses and foreign exchange losses from shareholdings	0	0	
35.	From this: given to affiliated company	0	0	
36.	Expenses from invested financial assets, securities and loans	0	0	
37.	From this: given to affiliated company	0	0	
38.	Payable interests and interest-type expenses	0	0	

39.	From this: given to affiliated company	0	0	
40.	Impairment of shares, securities and bank deposits	0	0	
41.	Other expenses from financial operations	13 496 000	8 082 000	-40%
42.	From this: valuation difference	0	0	
43.	Expenses of financial operations	13 496 000	8 082 000	-40%
44.	Profit from financial operations	2 394 000	-4 241 000	-277%
45.	Pre-tax profit	111 877 000	81 413 000	-27%
46.	Tax liability	10 571 000	9 623 000	-9%
47.	After-tax profit	101 306 000	71 790 000	-29%

Éves beszámoló Mérleg "A" változat

Type: Éves
Type: ÜZLETI ÉVET ZÁRÓ
Currency: HUF
Period: 2016.01.01. - 2016.12.31.

Line	Description of the item	Previous year	Current year	Change
1.	Fixed assets	502 458 000	306 389 000	-39%
2.	Intangible assets	0	0	
3.	The capitalized value of foundation and restructuring	0	0	
4.	Capitalized value of experimental development	0	0	
5.	Property rights	0	0	
6.	Patents and trademarks	0	0	
7.	Business or company value	0	0	
8.	Advances for intangible assets	0	0	
9.	Value adjustment of intangible assets	0	0	
10.	Tangible assets	502 458 000	306 389 000	-39%
11.	Real estate and related property rights	21 556 000	14 325 000	-34%
12.	Technical equipment, machinery and vehicles	354 508 000	241 738 000	-32%
13.	Other equipment fixtures and fittings vehicles	28 559 000	50 101 000	75%
14.	Breeding stock	0	0	
15.	Investments and renovations	97 835 000	225 000	-100%
16.	Advances for investments	0	0	
17.	Adjusted value of tangible assets	0	0	
18.	Invested financial assets	0	0	
19.	Long-term share in affiliated enterprise	0	0	
20.	Long-term loans in affiliated enterprise	0	0	
21.	Long-term significant participating ownership interest	0	0	
22.	Long-term loans in enterprises with significant participating ownership interest	0	0	
23.	Other long-term shares	0	0	
24.	Long-term loan in other enterprise with participating interest	0	0	
25.	Other long-term loans	0	0	
26.	Long-term debt securities	0	0	
27.	Adjusted value of invested financial assets	0	0	
28.	Valuation difference on invested financial assets	0	0	
29.	Current assets	7 338 607 000	7 393 298 000	1%
30.	Inventories	0	0	
31.	Materials	0	0	
32.	Unfinished production and semifinished products	0	0	
33.	Animals for breeding and fattening and other livestock	0	0	
34.	Finished products	0	0	
35.	Goods	0	0	
36.	Advances for inventories	0	0	
37.	Receivables	81 351 000	75 470 000	-7%
38.	Receivables from freight transport and services	0	0	

39.	Receivables from affiliated companies	0	0	
40.	Receivables against enterprises with significant participating ownership interest	0	0	
41.	Receivables from other enterprises with participating interest	0	0	
42.	Bill of exchange receivables	0	0	
43.	Other receivables	81 351 000	75 470 000	-7%
44.	Valuation difference of receivables	0	0	
45.	Positive valuation difference of derivative transactions	0	0	
46.	Securities	0	0	
47.	Share in affiliated companies	0	0	
48.	Significant share of ownership	0	0	
49.	Other shares	0	0	
50.	Own shares and own business shares	0	0	
51.	Securities with commercialisation purpose with credit relationship	0	0	
52.	Valuation difference of securities	0	0	
53.	Financial assets	7 257 256 000	7 317 828 000	1%
54.	Cash and checks	0	0	
55.	Bank deposits	7 257 256 000	7 317 828 000	1%
56.	Accrued and deferred assets	3 262 000	7 438 000	128%
57.	Accrued and deferred assets	1 070 000	0	-100%
58.	Accrued and deferred assets of costs and expenses	2 192 000	7 438 000	239%
59.	Deferred expenses	0	0	
60.	Total assets	7 844 327 000	7 707 125 000	-2%
61.	Shareholders' equity	7 016 449 000	7 117 754 000	1%
62.	Registered capital	25 100 000	25 100 000	0%
63.	From this: repurchased owner's sharing at nominal value	0	0	
64.	Registered but not paid capital	0	0	
65.	Capital reserve	4 999 900 000	4 999 900 000	0%
66.	Accumulated profit reserve	1 884 187 000	1 991 448 000	6%
67.	Allocated reserves	0	0	
68.	Valuation reserve	0	0	
69.	Valuation reserve of value adjustments	0	0	
70.	Valuation reserve of real valuation	0	0	
71.	After-tax profit	107 262 000	101 306 000	-6%
72.	Provisions	3 844 000	0	-100%
73.	Provision for expected liabilities	3 844 000	0	-100%
74.	Provision for future expenses	0	0	
75.	Other provisions	0	0	
76.	Liabilities	696 165 000	517 502 000	-26%
77.	Subordinated liabilities	0	0	
78.	Subordinated liabilities towards affiliated company	0	0	
79.	Subordinated liabilities to enterprises with significant participating ownership interest	0	0	
80.	Subordinated liabilities to enterprises with participating interest	0	0	

81.	Subordinated liabilities to other economic entities	0	0	
82.	Long-term liabilities	0	0	
83.	Long-term loans	0	0	
84.	Convertible bonds	0	0	
85.	Debts from the issue of bonds	0	0	
86.	Investment and development loans	0	0	
87.	Other longterm loans	0	0	
88.	Long-term liabilities against affiliated enterprises	0	0	
89.	Long-term liabilities against enterprises with significant participating ownership interest	0	0	
90.	Long-term liabilities against other enterprises with participating interest	0	0	
91.	Other longterm liabilities	0	0	
92.	Short-term liabilities	696 165 000	517 502 000	-26%
93.	Short-term loans	0	0	
94.	From this: convertible bonds	0	0	
95.	Short-term loans	0	0	
96.	Advances received from customers	0	0	
97.	Liabilities from freight transport and services	140 490 000	112 184 000	-20%
98.	Bill of exchange debts	0	0	
99.	Short-term liabilities against affiliated companies	555 535 000	404 514 000	-27%
100.	Short-term liabilities against other enterprises with participating interest	0	0	
101.	Short-term liabilities against other enterprises with participating interest	0	0	
102.	Other short-term liabilities	140 000	804 000	474%
103.	Valuation difference of liabilities	0	0	
104.	Negative valuation difference of derivative transactions	0	0	
105.	Accrued and deferred liabilities	127 869 000	71 869 000	-44%
106.	Accrued and deferred liabilities	0	0	
107.	Accrued and deferred liabilities of costs and expenses	127 869 000	71 869 000	-44%
108.	Deferred revenues	0	0	
109.	Total liabilities	7 844 327 000	7 707 125 000	-2%

Éves beszámoló Összköltség eljárással készített Eredménykimutatás

Type: Éves
 Type: ÜZLETI ÉVET ZÁRÓ
 Currency: HUF
 Period: 2016.01.01. - 2016.12.31.

Line	Description of the item	Previous year	Current year	Change
1.	Net revenue of domestic sales	0	0	
2.	Net revenue of export sales	1 247 442 000	1 345 883 000	8%
3.	Net revenue of domestic sales	1 247 442 000	1 345 883 000	8%
4.	Changes in inventories of own	0	0	
5.	Activated value of self-produced assets	0	0	
6.	work performed by the enterprise and capitalised	0	0	
7.	Other revenues	4 590 000	52 924 000	1 053%
8.	From this: reversal of impairment	0	0	
9.	Material costs	28 129 000	36 335 000	29%
10.	The value of services used	318 463 000	330 692 000	4%
11.	Value of other services	7 266 000	4 967 000	-32%
12.	Purchase value of goods sold	0	0	
13.	The value of services sold and mediated	0	0	
14.	Material expenses	353 858 000	371 994 000	5%
15.	Wage cost	289 947 000	315 516 000	9%
16.	Other personal-related payments	102 609 000	96 870 000	-6%
17.	Payroll contributions	110 075 000	114 200 000	4%
18.	Personal-related expenses	502 631 000	526 586 000	5%
19.	Depreciation charge	291 283 000	346 827 000	19%
20.	Other expenses	41 290 000	43 917 000	6%
21.	From this: impairment	0	0	
22.	Income from operations	62 970 000	109 483 000	74%
23.	Received dividend and share	0	0	
24.	From this: received from affiliated company	0	0	
25.	Revenues and foreign exchange gains from shareholdings	0	0	
26.	From this: received from affiliated company	0	0	
27.	Revenues and foreign exchange gains from invested financial assets, securities and loans	0	0	
28.	From this: received from affiliated companies	0	0	
29.	Other received interests and interest-type revenues	64 269 000	13 760 000	-79%
30.	From this: received from affiliated company	0	0	
31.	Other revenues from financial operations	214 000	2 130 000	895%
32.	From this: valuation difference	0	0	
33.	Revenues from financial operations	64 483 000	15 890 000	-75%
34.	Expenses and foreign exchange losses from shareholdings	0	0	
35.	From this: given to affiliated company	0	0	
36.	Expenses from invested financial assets, securities and loans	0	0	
37.	From this: given to affiliated company	0	0	
38.	Payable interests and interest-type expenses	0	0	

39.	From this: given to affiliated company	0	0	
40.	Impairment of shares, securities and bank deposits	0	0	
41.	Other expenses from financial operations	7 624 000	13 496 000	77%
42.	From this: valuation difference	0	0	
43.	Expenses of financial operations	7 624 000	13 496 000	77%
44.	Profit from financial operations	56 859 000	2 394 000	-96%
45.	Pre-tax profit	119 829 000	111 877 000	-7%
46.	Tax liability	12 567 000	10 571 000	-16%
47.	After-tax profit	107 262 000	101 306 000	-6%

Éves beszámoló MÉRLEG "A" változat Eszközök + Források

Type: Éves
Type: ÜZLETI ÉVET ZÁRÓ
Currency: HUF
Period: 2015.01.01. - 2015.12.31.

Line	Description of the item	Previous year	Current year	Change
01.	Fixed assets	527 569 000	502 458 000	-5%
02.	Intangible assets	0	0	
03.	The capitalized value of foundation and restructuring	0	0	
04.	Capitalized value of experimental development	0	0	
05.	Property rights	0	0	
06.	Patents and trademarks	0	0	
07.	Business or company value	0	0	
08.	Advances for intangible assets	0	0	
09.	Value adjustment of intangible assets	0	0	
10.	Tangible assets	527 569 000	502 458 000	-5%
11.	Real estate and related property rights	28 787 000	21 556 000	-25%
12.	Technical equipment, machinery and vehicles	465 886 000	354 508 000	-24%
13.	Other equipment fixtures and fittings vehicles	25 403 000	28 559 000	12%
14.	Breeding stock	0	0	
15.	Investments and renovations	7 493 000	97 835 000	1 206%
16.	Advances for investments	0	0	
17.	Adjusted value of tangible assets	0	0	
18.	Invested financial assets	0	0	
19.	Long-term share in affiliated enterprise	0	0	
20.	Long-term loans in affiliated enterprises	0	0	
21.	Other long-term shares	0	0	
22.	Long-term loan in other enterprise with participating interest	0	0	
23.	Other long-term loans	0	0	
24.	Long-term debt securities	0	0	
25.	Adjusted value of invested financial assets	0	0	
26.	Current assets	6 908 859 000	7 338 607 000	6%
27.	Inventories	0	0	
28.	Materials	0	0	
29.	Unfinished production and semifinished products	0	0	
30.	Animals for breeding and fattening and other livestock	0	0	
31.	Finished products	0	0	
32.	Goods	0	0	
33.	Advances for inventories	0	0	
34.	Receivables	72 708 000	81 351 000	12%
35.	Receivables from freight transport and services	0	0	
36.	Receivables from affiliated companies	0	0	
37.	Receivables from other enterprises with participating interest	0	0	
38.	Bill of exchange receivables	0	0	
39.	Other receivables	72 708 000	81 351 000	12%

40.	Securities	0	0	
41.	Share in affiliated companies	0	0	
42.	Other shares	0	0	
43.	Own shares and business shares	0	0	
44.	Securities with commercialisation purpose with credit relationship	0	0	
45.	Financial assets	6 836 151 000	7 257 256 000	6%
46.	Cash and checks	0	0	
47.	Bank deposits	6 836 151 000	7 257 256 000	6%
48.	Accrued and deferred assets	9 920 000	3 262 000	-67%
49.	Accrued and deferred assets	4 719 000	1 070 000	-77%
50.	Accrued and deferred assets of costs and expenses	5 201 000	2 192 000	-58%
51.	Deferred expenses	0	0	
52.	Total assets	7 446 348 000	7 844 327 000	5%
53.	Shareholders' equity	6 909 187 000	7 016 449 000	2%
54.	Registered capital	25 100 000	25 100 000	0%
55.	From line: ownership shares repurchased at face value	0	0	
56.	Registered but not paid capital	0	0	
57.	Capital reserve	4 999 900 000	4 999 900 000	0%
58.	Accumulated profit reserve	1 711 048 000	1 884 187 000	10%
59.	Allocated reserves	0	0	
60.	Valuation reserve	0	0	
61.	Profit or loss for the year	173 139 000	107 262 000	-38%
62.	Provisions	0	3 844 000	
63.	Provision for expected liabilities	0	3 844 000	
64.	Provision for future expenses	0	0	
65.	Other provisions	0	0	
66.	Liabilities	423 352 000	696 165 000	64%
67.	Subordinated liabilities	0	0	
68.	Subordinated liabilities to affiliated company	0	0	
69.	Subordinated liabilities to enterprises with participating interest	0	0	
70.	Subordinated liabilities to other economic entities	0	0	
71.	Long-term liabilities	0	0	
72.	Long-term loans	0	0	
73.	Convertible bonds	0	0	
74.	Debts from the issue of bonds	0	0	
75.	Investment and development loans	0	0	
76.	Other longterm loans	0	0	
77.	Long-term liabilities against affiliated enterprises	0	0	
78.	Long-term liabilities against other enterprises with participating interest	0	0	
79.	Other longterm liabilities	0	0	
80.	Short-term liabilities	423 352 000	696 165 000	64%
81.	Short-term loans	0	0	
82.	From line: Convertible bonds	0	0	

83.	Short-term loans	0	0	
84.	Advances received from customers	0	0	
85.	Liabilities from freight transport and services	19 162 000	140 490 000	633%
86.	Bill of exchange debts	0	0	
87.	Short-term liabilities against affiliated enterprises	403 955 000	555 535 000	38%
88.	Short-term liabilities against other enterprises with participating interest	0	0	
89.	Other short-term liabilities	235 000	140 000	-40%
90.	Accrued and deferred liabilities	113 809 000	127 869 000	12%
91.	Accrued and deferred liabilities	0	0	
92.	Accrued and deferred liabilities of costs and expenses	113 809 000	127 869 000	12%
93.	Deferred revenues	0	0	
94.	Total liabilities	7 446 348 000	7 844 327 000	5%

Éves beszámoló Összköltség eljárással készített eredménykimutatás "A" változat

Type: Éves
Type: ÜZLETI ÉVET ZÁRÓ
Currency: HUF
Period: 2015.01.01. - 2015.12.31.

Line	Description of the item	Previous year	Current year	Change
01.	Net revenue of domestic sales	0	0	
02.	Net revenue of export sales	1 313 822 000	1 247 442 000	-5%
I.	Net revenue of domestic sales	1 313 822 000	1 247 442 000	-5%
03.	Changes in inventories of own	0	0	
04.	Activated value of self-produced assets	0	0	
II.	work performed by the enterprise and capitalised	0	0	
III.	Other revenues	52 779 000	4 590 000	-91%
	Reversal impairment	0	0	
05.	Material costs	39 699 000	28 129 000	-29%
06.	The value of services used	309 018 000	318 463 000	3%
07.	Value of other services	7 037 000	7 266 000	3%
08.	Purchase value of goods sold	0	0	
09.	The value of services sold and mediated	0	0	
IV.	Material expenses	355 754 000	353 858 000	-1%
10.	Wage cost	310 170 000	289 947 000	-7%
11.	Other personal-related payments	101 749 000	102 609 000	1%
12.	Payroll contributions	115 987 000	110 075 000	-5%
V.	Personal-related expenses	527 906 000	502 631 000	-5%
VI.	Depreciation charge	332 842 000	291 283 000	-12%
VII.	Other expenses	55 548 000	41 290 000	-26%
	From line: Impairment	0	0	
A.	Profit or loss of operating activities	94 551 000	62 970 000	-33%
13.	Received dividend and share	0	0	
	From line: received from affiliated enterprise	0	0	
14.	Foreign exchange gain on disposal of shares	0	0	
	From line: received from affiliated enterprise	0	0	
15.	Foreign exchange gain on invested financial assets inerests	0	0	
	From line: received from affiliated enterprise	0	0	
16.	Other received interests and interest-type revenues	101 677 000	64 269 000	-37%
	From line: received from affiliated enterprise	0	0	
17.	Other revenues from financial operations	395 000	214 000	-46%
VIII.	Revenues from financial operations	102 072 000	64 483 000	-37%
18.	Foreign exchange loss on invested financial assets	0	0	
	From line: given to affiliated enterprise	0	0	
19.	Payable interests and interest-type expenses	0	0	
	From line: given to affiliated enterprise	0	0	
20.	Impairment of shares, securities and bank deposits	0	0	
21.	Other expenses from financial operations	3 928 000	7 624 000	94%
IX.	Expenses from financial operations	3 928 000	7 624 000	94%

B.	Profit or loss from financial operations	98 144 000	56 859 000	-42%
C.	Profit or loss of ordinary activities	192 695 000	119 829 000	-38%
X.	Extraordinary income	0	0	
XI.	Extraordinary expenses	0	0	
D.	Extraordinary profit or loss	0	0	
E.	Pre-tax profit	192 695 000	119 829 000	-38%
XII.	Tax liability	19 556 000	12 567 000	-36%
F.	After-tax profit	173 139 000	107 262 000	-38%
22.	Profit reserves used for dividends and profitsharing	0	0	
23.	Approved dividend share	0	0	
G.	Profit or loss for the year	173 139 000	107 262 000	-38%

Éves beszámoló MÉRLEG "A" változat Eszközök + Források

Type: Éves
Type: ÜZLETI ÉVET ZÁRÓ
Currency: HUF
Period: 2014.01.01. - 2014.12.31.

Line	Description of the item	Previous year	Current year	Change
01.	Fixed assets	711 391 000	527 569 000	-26%
02.	Intangible assets	0	0	
03.	The capitalized value of foundation and restructuring	0	0	
04.	Capitalized value of experimental development	0	0	
05.	Property rights	0	0	
06.	Patents and trademarks	0	0	
07.	Business or company value	0	0	
08.	Advances for intangible assets	0	0	
09.	Value adjustment of intangible assets	0	0	
10.	Tangible assets	711 391 000	527 569 000	-26%
11.	Real estate and related property rights	20 169 000	28 787 000	43%
12.	Technical equipment, machinery and vehicles	682 462 000	465 886 000	-32%
13.	Other equipment fixtures and fittings vehicles	8 760 000	25 403 000	190%
14.	Breeding stock	0	0	
15.	Investments and renovations	0	7 493 000	
16.	Advances for investments	0	0	
17.	Adjusted value of tangible assets	0	0	
18.	Invested financial assets	0	0	
19.	Long-term share in affiliated enterprise	0	0	
20.	Long-term loans in affiliated enterprises	0	0	
21.	Other long-term shares	0	0	
22.	Long-term loan in other enterprise with participating interest	0	0	
23.	Other long-term loans	0	0	
24.	Long-term debt securities	0	0	
25.	Adjusted value of invested financial assets	0	0	
26.	Current assets	6 761 923 000	6 908 859 000	2%
27.	Inventories	0	0	
28.	Materials	0	0	
29.	Unfinished production and semifinished products	0	0	
30.	Animals for breeding and fattening and other livestock	0	0	
31.	Finished products	0	0	
32.	Goods	0	0	
33.	Advances for inventories	0	0	
34.	Receivables	146 453 000	72 708 000	-50%
35.	Receivables from freight transport and services	0	0	
36.	Receivables from affiliated companies	0	0	
37.	Receivables from other enterprises with participating interest	0	0	
38.	Bill of exchange receivables	0	0	
39.	Other receivables	146 453 000	72 708 000	-50%

40.	Securities	0	0	
41.	Share in affiliated companies	0	0	
42.	Other shares	0	0	
43.	Own shares and business shares	0	0	
44.	Securities with commercialisation purpose with credit relationship	0	0	
45.	Financial assets	6 615 470 000	6 836 151 000	3%
46.	Cash and checks	0	0	
47.	Bank deposits	6 615 470 000	6 836 151 000	3%
48.	Accrued and deferred assets	18 211 000	9 920 000	-46%
49.	Accrued and deferred assets	11 008 000	4 719 000	-57%
50.	Accrued and deferred assets of costs and expenses	7 203 000	5 201 000	-28%
51.	Deferred expenses	0	0	
52.	Total assets	7 491 525 000	7 446 348 000	-1%
53.	Shareholders' equity	6 736 048 000	6 909 187 000	3%
54.	Registered capital	25 100 000	25 100 000	0%
55.	From line: ownership shares repurchased at face value	0	0	
56.	Registered but not paid capital	0	0	
57.	Capital reserve	4 999 900 000	4 999 900 000	0%
58.	Accumulated profit reserve	1 424 955 000	1 711 048 000	20%
59.	Allocated reserves	0	0	
60.	Valuation reserve	0	0	
61.	Profit or loss for the year	286 093 000	173 139 000	-39%
62.	Provisions	7 200 000	0	-100%
63.	Provision for expected liabilities	7 200 000	0	-100%
64.	Provision for future expenses	0	0	
65.	Other provisions	0	0	
66.	Liabilities	659 876 000	423 352 000	-36%
67.	Subordinated liabilities	0	0	
68.	Subordinated liabilities to affiliated company	0	0	
69.	Subordinated liabilities to enterprises with participating interest	0	0	
70.	Subordinated liabilities to other economic entities	0	0	
71.	Long-term liabilities	0	0	
72.	Long-term loans	0	0	
73.	Convertible bonds	0	0	
74.	Debts from the issue of bonds	0	0	
75.	Investment and development loans	0	0	
76.	Other longterm loans	0	0	
77.	Long-term liabilities against affiliated enterprises	0	0	
78.	Long-term liabilities against other enterprises with participating interest	0	0	
79.	Other longterm liabilities	0	0	
80.	Short-term liabilities	659 876 000	423 352 000	-36%
81.	Short-term loans	0	0	
82.	From line: Convertible bonds	0	0	

83.	Short-term loans	0	0	
84.	Advances received from customers	0	0	
85.	Liabilities from freight transport and services	32 264 000	19 162 000	-41%
86.	Bill of exchange debts	0	0	
87.	Short-term liabilities against affiliated enterprises	613 072 000	403 955 000	-34%
88.	Short-term liabilities against other enterprises with participating interest	0	0	
89.	Other short-term liabilities	14 540 000	235 000	-98%
90.	Accrued and deferred liabilities	88 401 000	113 809 000	29%
91.	Accrued and deferred liabilities	0	0	
92.	Accrued and deferred liabilities of costs and expenses	88 401 000	113 809 000	29%
93.	Deferred revenues	0	0	
94.	Total liabilities	7 491 525 000	7 446 348 000	-1%

Éves beszámoló Összköltség eljárással készített eredménykimutatás "A" változat

Type: Éves
Type: ÜZLETI ÉVET ZÁRÓ
Currency: HUF
Period: 2014.01.01. - 2014.12.31.

Line	Description of the item	Previous year	Current year	Change
01.	Net revenue of domestic sales	0	0	
02.	Net revenue of export sales	1 226 147 000	1 313 822 000	7%
I.	Net revenue of domestic sales	1 226 147 000	1 313 822 000	7%
03.	Changes in inventories of own	0	0	
04.	Activated value of self-produced assets	0	0	
II.	work performed by the enterprise and capitalised	0	0	
III.	Other revenues	23 488 000	52 779 000	125%
	Reversal impairment	0	0	
05.	Material costs	21 818 000	39 699 000	82%
06.	The value of services used	354 231 000	309 018 000	-13%
07.	Value of other services	7 634 000	7 037 000	-8%
08.	Purchase value of goods sold	0	0	
09.	The value of services sold and mediated	0	0	
IV.	Material expenses	383 683 000	355 754 000	-7%
10.	Wage cost	291 001 000	310 170 000	7%
11.	Other personal-related payments	136 448 000	101 749 000	-25%
12.	Payroll contributions	119 419 000	115 987 000	-3%
V.	Personal-related expenses	546 868 000	527 906 000	-3%
VI.	Depreciation charge	204 770 000	332 842 000	63%
VII.	Other expenses	31 943 000	55 548 000	74%
	From line: Impairment	0	0	
A.	Profit or loss of operating activities	82 371 000	94 551 000	15%
13.	Received dividend and share	0	0	
	From line: received from affiliated enterprise	0	0	
14.	Foreign exchange gain on disposal of shares	0	0	
	From line: received from affiliated enterprise	0	0	
15.	Foreign exchange gain on invested financial assets inerests	0	0	
	From line: received from affiliated enterprise	0	0	
16.	Other received interests and interest-type revenues	240 120 000	101 677 000	-58%
	From line: received from affiliated enterprise	0	0	
17.	Other revenues from financial operations	608 000	395 000	-35%
VIII.	Revenues from financial operations	240 728 000	102 072 000	-58%
18.	Foreign exchange loss on invested financial assets	0	0	
	From line: given to affiliated enterprise	0	0	
19.	Payable interests and interest-type expenses	0	0	
	From line: given to affiliated enterprise	0	0	
20.	Impairment of shares, securities and bank deposits	0	0	
21.	Other expenses from financial operations	2 559 000	3 928 000	53%
IX.	Expenses from financial operations	2 559 000	3 928 000	53%

B.	Profit or loss from financial operations	238 169 000	98 144 000	-59%
C.	Profit or loss of ordinary activities	320 540 000	192 695 000	-40%
X.	Extraordinary income	0	0	
XI.	Extraordinary expenses	0	0	
D.	Extraordinary profit or loss	0	0	
E.	Pre-tax profit	320 540 000	192 695 000	-40%
XII.	Tax liability	34 447 000	19 556 000	-43%
F.	After-tax profit	286 093 000	173 139 000	-39%
22.	Profit reserves used for dividends and profitsharing	0	0	
23.	Approved dividend share	0	0	
G.	Profit or loss for the year	286 093 000	173 139 000	-39%

Éves beszámoló MÉRLEG "A" változat Eszközök + Források

Type: Éves
Type: ÜZLETI ÉVET ZÁRÓ
Currency: HUF
Period: 2013.01.01. - 2013.12.31.

Line	Description of the item	Previous year	Current year	Change
01.	Fixed assets	319 183 000	711 391 000	123%
02.	Intangible assets	0	0	
03.	The capitalized value of foundation and restructuring	0	0	
04.	Capitalized value of experimental development	0	0	
05.	Property rights	0	0	
06.	Patents and trademarks	0	0	
07.	Business or company value	0	0	
08.	Advances for intangible assets	0	0	
09.	Value adjustment of intangible assets	0	0	
10.	Tangible assets	319 183 000	711 391 000	123%
11.	Real estate and related property rights	24 778 000	20 169 000	-19%
12.	Technical equipment, machinery and vehicles	288 999 000	682 462 000	136%
13.	Other equipment fixtures and fittings vehicles	5 406 000	8 760 000	62%
14.	Breeding stock	0	0	
15.	Investments and renovations	0	0	
16.	Advances for investments	0	0	
17.	Adjusted value of tangible assets	0	0	
18.	Invested financial assets	0	0	
19.	Long-term share in affiliated enterprise	0	0	
20.	Long-term loans in affiliated enterprises	0	0	
21.	Other long-term shares	0	0	
22.	Long-term loan in other enterprise with participating interest	0	0	
23.	Other long-term loans	0	0	
24.	Long-term debt securities	0	0	
25.	Adjusted value of invested financial assets	0	0	
26.	Current assets	6 730 326 000	6 761 923 000	0%
27.	Inventories	0	0	
28.	Materials	0	0	
29.	Unfinished production and semifinished products	0	0	
30.	Animals for breeding and fattening and other livestock	0	0	
31.	Finished products	0	0	
32.	Goods	0	0	
33.	Advances for inventories	0	0	
34.	Receivables	524 256 000	146 453 000	-72%
35.	Receivables from freight transport and services	0	0	
36.	Receivables from affiliated companies	0	0	
37.	Receivables from other enterprises with participating interest	0	0	
38.	Bill of exchange receivables	0	0	
39.	Other receivables	524 256 000	146 453 000	-72%

40.	Securities	0	0	
41.	Share in affiliated companies	0	0	
42.	Other shares	0	0	
43.	Own shares and business shares	0	0	
44.	Securities with commercialisation purpose with credit relationship	0	0	
45.	Financial assets	6 206 070 000	6 615 470 000	7%
46.	Cash and checks	0	0	
47.	Bank deposits	6 206 070 000	6 615 470 000	7%
48.	Accrued and deferred assets	22 258 000	18 211 000	-18%
49.	Accrued and deferred assets	14 616 000	11 008 000	-25%
50.	Accrued and deferred assets of costs and expenses	7 642 000	7 203 000	-6%
51.	Deferred expenses	0	0	
52.	Total assets	7 071 767 000	7 491 525 000	6%
53.	Shareholders' equity	6 449 955 000	6 736 048 000	4%
54.	Registered capital	25 100 000	25 100 000	0%
55.	From line: ownership shares repurchased at face value	0	0	
56.	Registered but not paid capital	0	0	
57.	Capital reserve	4 999 900 000	4 999 900 000	0%
58.	Accumulated profit reserve	1 020 368 000	1 424 955 000	40%
59.	Allocated reserves	0	0	
60.	Valuation reserve	0	0	
61.	Profit or loss for the year	404 587 000	286 093 000	-29%
62.	Provisions	7 200 000	7 200 000	0%
63.	Provision for expected liabilities	7 200 000	7 200 000	0%
64.	Provision for future expenses	0	0	
65.	Other provisions	0	0	
66.	Liabilities	553 915 000	659 876 000	19%
67.	Subordinated liabilities	0	0	
68.	Subordinated liabilities to affiliated company	0	0	
69.	Subordinated liabilities to enterprises with participating interest	0	0	
70.	Subordinated liabilities to other economic entities	0	0	
71.	Long-term liabilities	0	0	
72.	Long-term loans	0	0	
73.	Convertible bonds	0	0	
74.	Debts from the issue of bonds	0	0	
75.	Investment and development loans	0	0	
76.	Other longterm loans	0	0	
77.	Long-term liabilities against affiliated enterprises	0	0	
78.	Long-term liabilities against other enterprises with participating interest	0	0	
79.	Other longterm liabilities	0	0	
80.	Short-term liabilities	553 915 000	659 876 000	19%
81.	Short-term loans	0	0	
82.	From line: Convertible bonds	0	0	

83.	Short-term loans	0	0	
84.	Advances received from customers	0	0	
85.	Liabilities from freight transport and services	65 602 000	32 264 000	-51%
86.	Bill of exchange debts	0	0	
87.	Short-term liabilities against affiliated enterprises	438 495 000	613 072 000	40%
88.	Short-term liabilities against other enterprises with participating interest	0	0	
89.	Other short-term liabilities	49 818 000	14 540 000	-71%
90.	Accrued and deferred liabilities	60 697 000	88 401 000	46%
91.	Accrued and deferred liabilities	0	0	
92.	Accrued and deferred liabilities of costs and expenses	60 697 000	88 401 000	46%
93.	Deferred revenues	0	0	
94.	Total liabilities	7 071 767 000	7 491 525 000	6%

Éves beszámoló Összköltség eljárással készített eredménykimutatás "A" változat

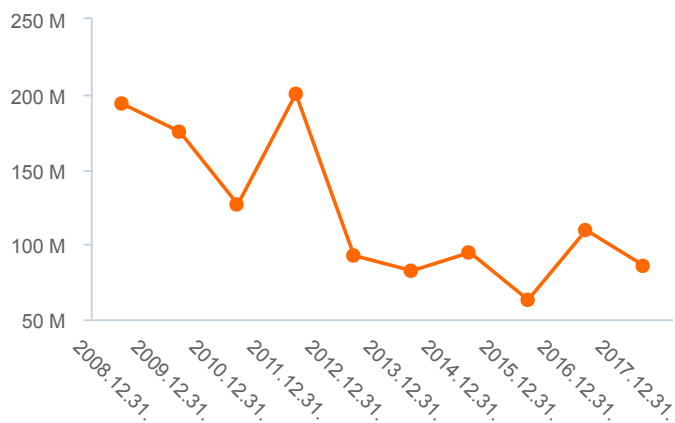
Type: Éves
Type: ÜZLETI ÉVET ZÁRÓ
Currency: HUF
Period: 2013.01.01. - 2013.12.31.

Line	Description of the item	Previous year	Current year	Change
01.	Net revenue of domestic sales	0	0	
02.	Net revenue of export sales	1 802 896 000	1 226 147 000	-32%
I.	Net revenue of domestic sales	1 802 896 000	1 226 147 000	-32%
03.	Changes in inventories of own	0	0	
04.	Activated value of self-produced assets	0	0	
II.	work performed by the enterprise and capitalised	0	0	
III.	Other revenues	62 597 000	23 488 000	-62%
	Reversal impairment	0	0	
05.	Material costs	12 796 000	21 818 000	71%
06.	The value of services used	734 711 000	354 231 000	-52%
07.	Value of other services	4 218 000	7 634 000	81%
08.	Purchase value of goods sold	0	0	
09.	The value of services sold and mediated	0	0	
IV.	Material expenses	751 725 000	383 683 000	-49%
10.	Wage cost	277 616 000	291 001 000	5%
11.	Other personal-related payments	84 593 000	136 448 000	61%
12.	Payroll contributions	98 382 000	119 419 000	21%
V.	Personal-related expenses	460 591 000	546 868 000	19%
VI.	Depreciation charge	225 710 000	204 770 000	-9%
VII.	Other expenses	334 928 000	31 943 000	-90%
	From line: Impairment	0	0	
A.	Profit or loss of operating activities	92 539 000	82 371 000	-11%
13.	Received dividend and share	0	0	
	From line: received from affiliated enterprise	0	0	
14.	Foreign exchange gain on disposal of shares	0	0	
	From line: received from affiliated enterprise	0	0	
15.	Foreign exchange gain on invested financial assets inerests	0	0	
	From line: received from affiliated enterprise	0	0	
16.	Other received interests and interest-type revenues	0	240 120 000	
	From line: received from affiliated enterprise	0	0	
17.	Other revenues from financial operations	363 593 000	608 000	-100%
VIII.	Revenues from financial operations	363 593 000	240 728 000	-34%
18.	Foreign exchange loss on invested financial assets	0	0	
	From line: given to affiliated enterprise	0	0	
19.	Payable interests and interest-type expenses	0	0	
	From line: given to affiliated enterprise	0	0	
20.	Impairment of shares, securities and bank deposits	0	0	
21.	Other expenses from financial operations	5 952 000	2 559 000	-57%
IX.	Expenses from financial operations	5 952 000	2 559 000	-57%

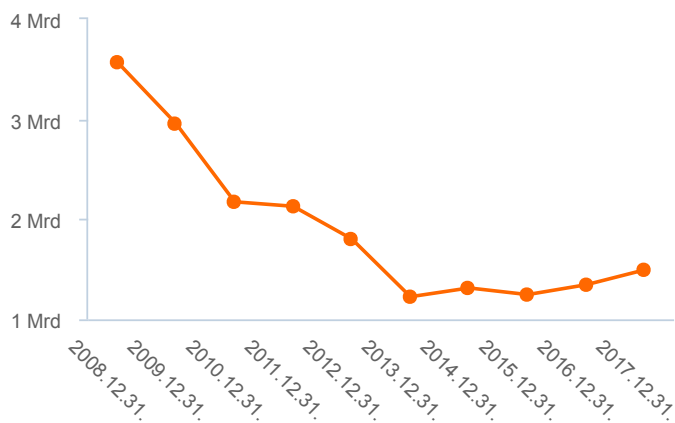
B.	Profit or loss from financial operations	357 641 000	238 169 000	-33%
C.	Profit or loss of ordinary activities	450 180 000	320 540 000	-29%
X.	Extraordinary income	0	0	
XI.	Extraordinary expenses	0	0	
D.	Extraordinary profit or loss	0	0	
E.	Pre-tax profit	450 180 000	320 540 000	-29%
XII.	Tax liability	45 593 000	34 447 000	-24%
F.	After-tax profit	404 587 000	286 093 000	-29%
22.	Profit reserves used for dividends and profitsharing	0	0	
23.	Approved dividend share	0	0	
G.	Profit or loss for the year	404 587 000	286 093 000	-29%

Indicators

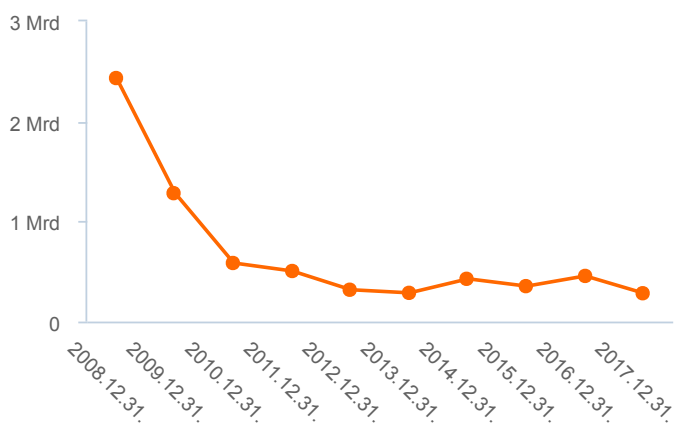
Profit or loss on operation (HUF)



Sales revenues (HUF)

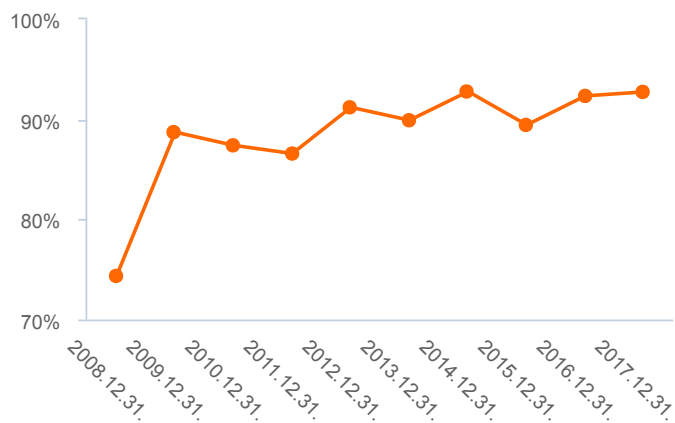


EBITDA (HUF)

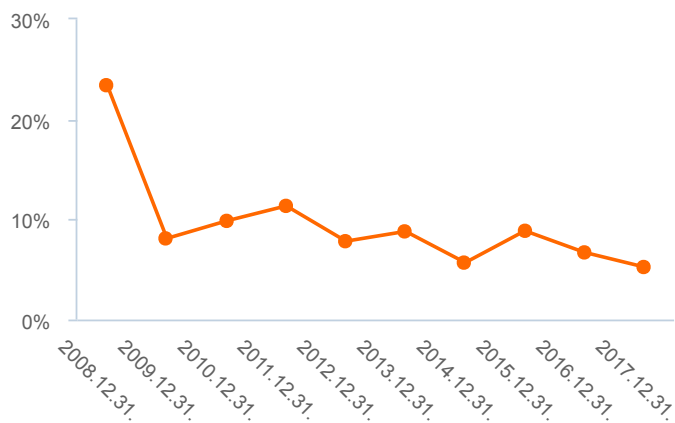


Asset coverage ratio and capital structure indicators

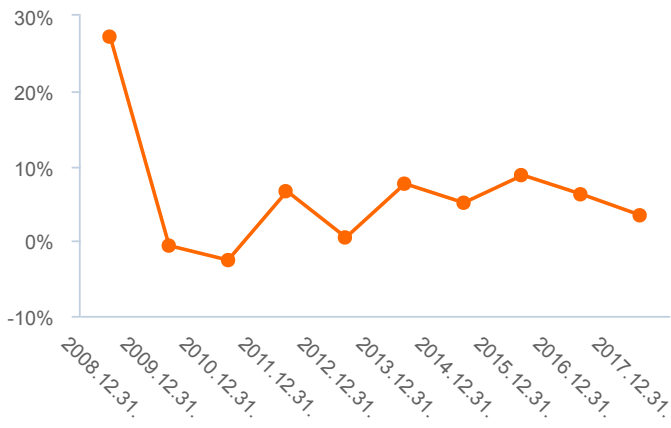
Capital penetration



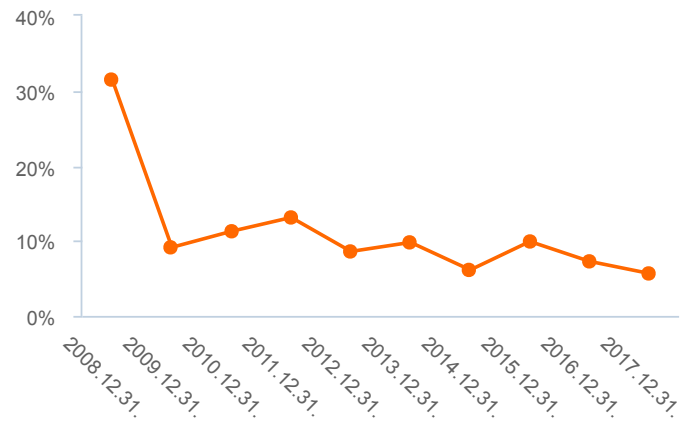
Rate of indebtedness



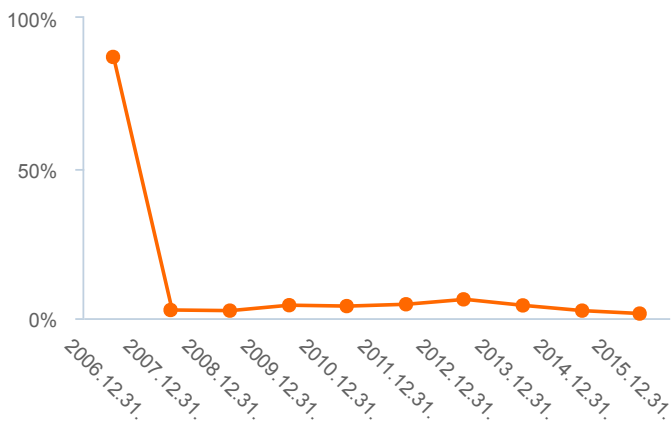
Net indebtedness



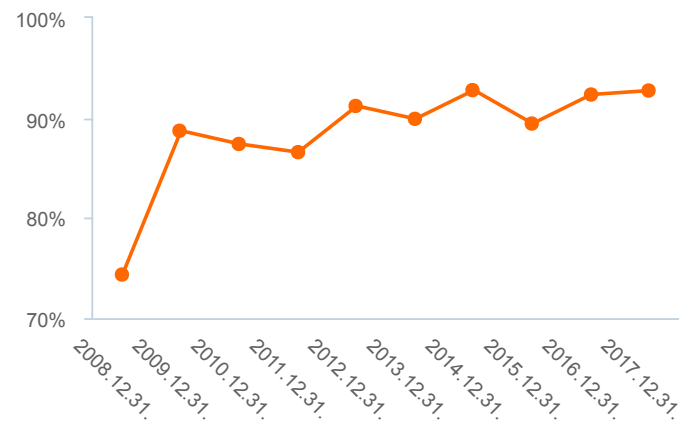
Debt-to-equity ratio



Self-financing

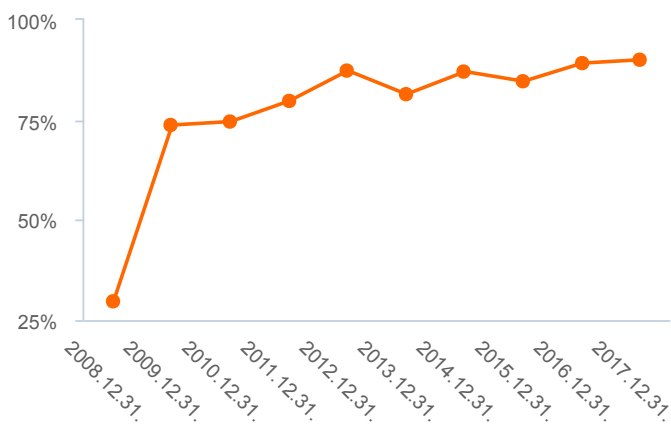


Ratio of owner's equity

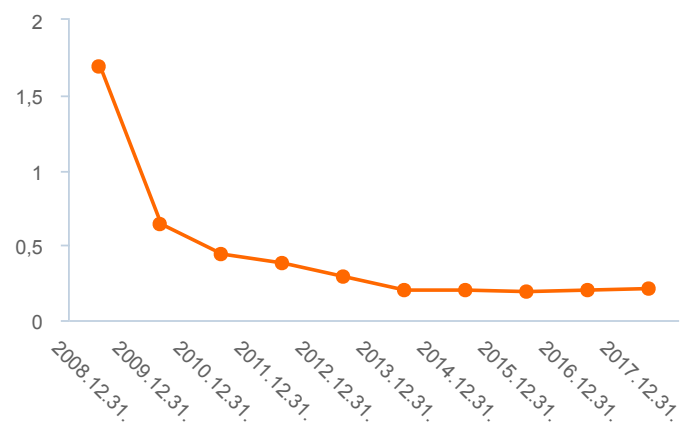


Working capital indicators

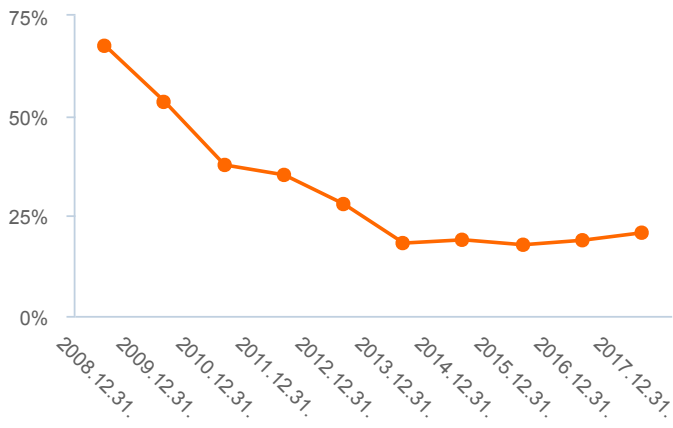
Working capital penetration



Turnover of working capital

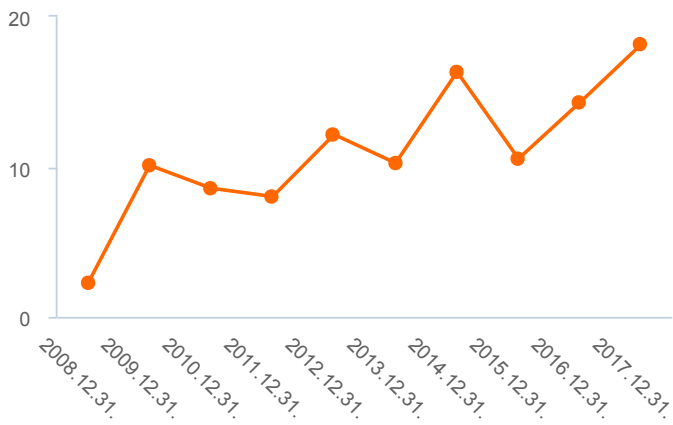


Capital turnover rate

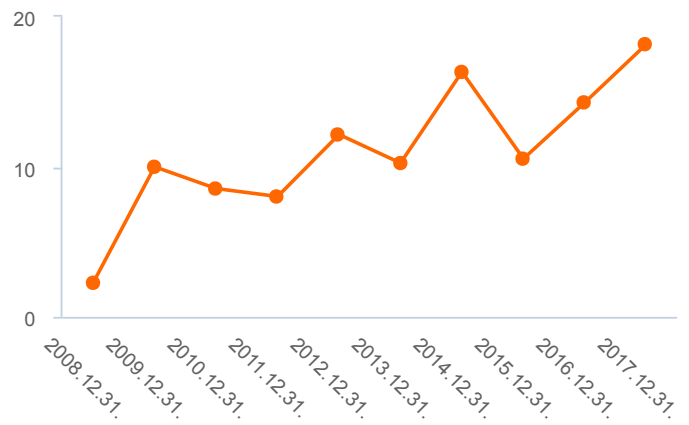


Indicators of financial situation

Liquidity ratio

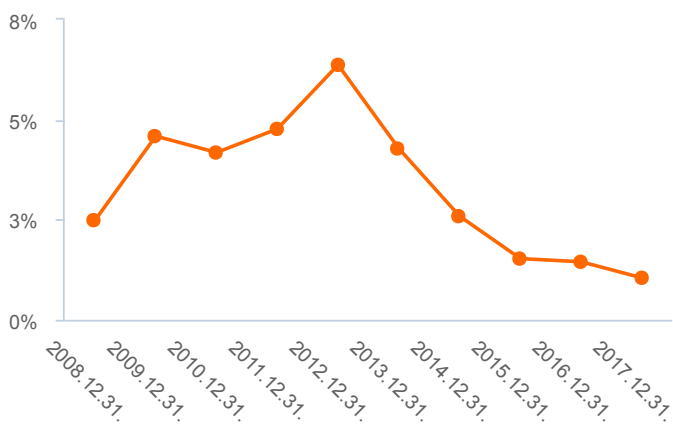


Liquidity quick ratio

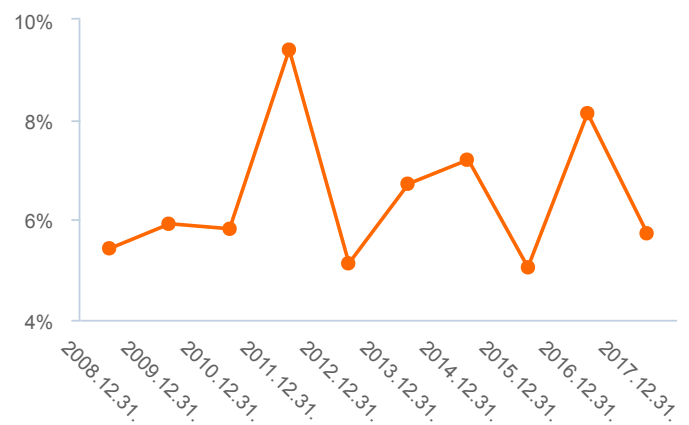


The evaluation of income status

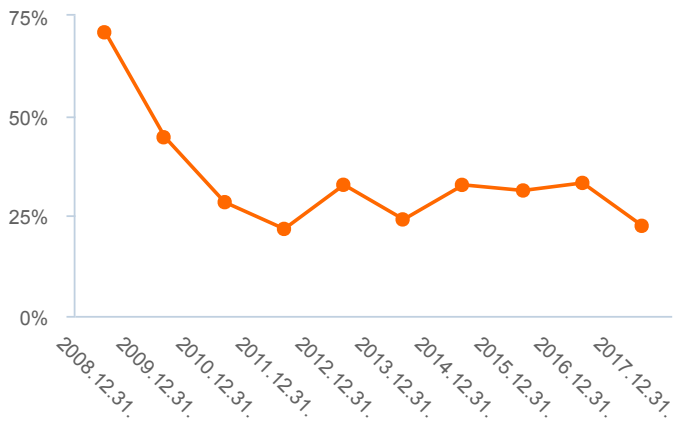
Asset efficiency



Profit rate of activity

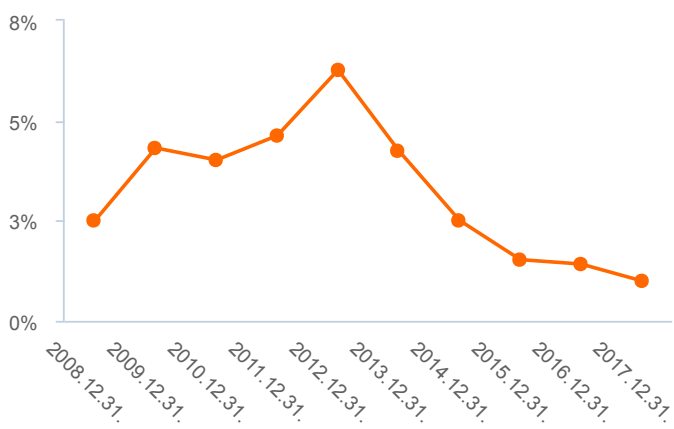


Gross profit margin

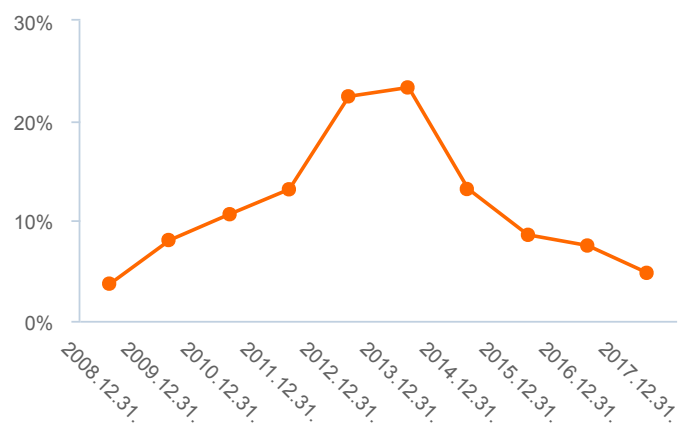


Figures of profitability indicator

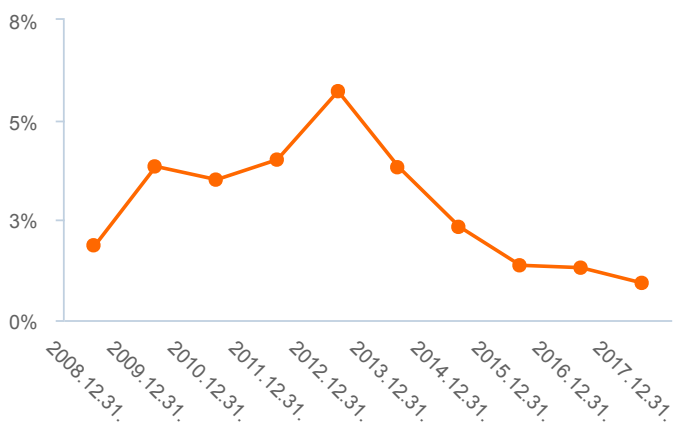
ROE



ROS



ROA



Negative information

⊖ Execution proceedings

✖ Execution proceedings	2015.04.23. - 2016.11.02.
Date of ordering the execution proceedings:	2015.04.23.
Date of termination of the execution:	2016.11.02.
Case number of the execution:	0100-32.Vh.400.878/2014/7
ID no. of the court ordering the execution proceedings:	100
Name of the court ordering the execution proceedings:	Fővárosi Törvényszék
Name of the officer performing the execution:	Fővárosi Törvényszék
Date of the notice of starting the execution:	2015.04.23.
Date of the notice of terminating the execution:	2016.11.02.

✖ Execution proceedings	2015.04.23. - 2016.12.13.
Date of ordering the execution proceedings:	2015.04.23.
Date of termination of the execution:	2016.12.13.
Case number of the execution:	0100-32.Vh.400.887/2014/7.
ID no. of the court ordering the execution proceedings:	100
Name of the court ordering the execution proceedings:	Fővárosi Törvényszék
Name of the officer performing the execution:	Fővárosi Törvényszék
Date of the notice of starting the execution:	2015.04.23.
Date of the notice of terminating the execution:	2016.12.13.

✖ Execution proceedings	2015.04.23. - 2016.07.20.
Date of ordering the execution proceedings:	2015.04.23.
Date of termination of the execution:	2016.07.20.
Case number of the execution:	0100-32.Vh.400.879/2014/7.
ID no. of the court ordering the execution proceedings:	100
Name of the court ordering the execution proceedings:	Fővárosi Törvényszék
Name of the officer performing the execution:	Fővárosi Törvényszék
Date of the notice of starting the execution:	2015.04.23.
Date of the notice of terminating the execution:	2016.07.20.

Positive information

⊕ Megbízható adózó

- ✔ Megbízható adózó 2018.10.01. →
- ✔ Megbízható adózó 2018.07.01. →
- ✔ Megbízható adózó 2018.04.01. →
- ✔ Megbízható adózó 2018.01.01. →